DYNACAST INDUSTRIAL PRODUCTS

INDUSTRIAL PRODUCTS DIVISION

Contact Us

Telephone: 800-811-7841
Fax: 704-927-2791
Web: www.dynacast-ip.com

THUMB NUTS

Technical specifications based on zinc

	Dynacast Part Number	Head Diameter	Thread Sizes	Overall Height	Approximate Ship Weight lbs/M
Closed End 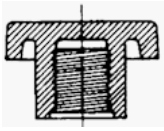	266 300 266 400 266 500 266 600	1/2 5/8 3/4 7/8	4-40, 6-32 6-32, 8-32, 10-24, 10-32 1/4-20 1/4-20, 5/16-18	9/32 25/64 15/32 17/32	6.2 11.5 22.0 37.0
Open End 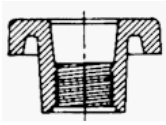	265 300 265 400 265 500 265 600	1/2 5/8 3/4 7/8	4-40, 6-32 6-32, 8-32, 10-24, 10-32 1/4-20 1/4-20, 1/4-28, 5/16-18	9/32 25/64 15/32 17/32	6.0 11.0 21.0 34.0

WING SCREWS

	Dynacast Part Number	Wing Spread	Thread Sizes	Length	Approximate Ship Weight lbs/M
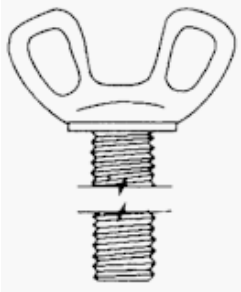	324 115	27/32	6-32	1/4	7.0
	324 215	27/32	6-32	3/8	7.5
	324 315	27/32	6-32	1/2	8.0
	324 415	27/32	6-32	5/8	8.5
	324 515	27/32	6-32	3/4	9.0
	324 216	27/32	8-32	3/8	8.5
	324 316	27/32	8-32	1/2	9.0
	324 416	27/32	8-32	5/8	9.5
	324 516	27/32	8-32	3/4	10.0
	324 616	27/32	8-32	1	11.0
	324 217	27/32	10-24	3/8	9.0
	324 317	27/32	10-24	1/2	9.5
	324 417	27/32	10-24	5/8	10.0
	324 517	27/32	10-24	3/4	11.0
	324 617	27/32	10-24	1	12.0
	324 717	27/32	10-24	1-1/4	13.5
	324 118	27/32	10-32	1/4	9.0
	324 218	27/32	10-32	3/8	9.5
	324 318	27/32	10-32	1/2	10.0
	324 418	27/32	10-32	5/8	11.0
	324 518	27/32	10-32	3/4	12.0
	324 618	27/32	10-32	1	12.0
	324 718	27/32	10-32	1-1/4	13.5
	325 121	1-1/16	1/4-20	1/2	15.0
	325 221	1-1/16	1/4-20	5/8	16.0
	325 321	1-1/16	1/4-20	3/4	17.0
	325 421	1-1/16	1/4-20	1	19.0