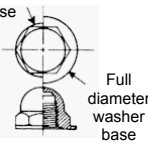
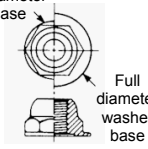
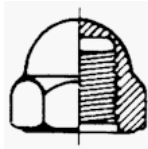
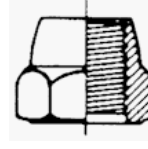
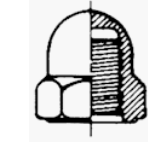


CAP NUTS

Technical specifications
based on zinc

Washer Base	Dynacast Part Number	Hex Size	Thread Sizes	Height	Standard Washer Diameter Base	Approximate Ship Weight Lbs/M
Closed End Standard diameter washer base  Full diameter washer base	295 200	1/4	4-40, 5-40, 6-32	1/4	.296	3.0
	295 300	5/16	6-32, 8-32, 10-24, 10-32	9/32	.367	4.0
	295 400	3/8	1/4-20, 10-24, 10-32	11/32	.440	7.0
	295 500	7/16	1/4-20, 5/16-18	3/8	.512	9.5
	295 600	9/16	5/16-18	7/16	.657	17.5
	295 700	5/8	3/8-16	1/2	.729	23.0
	295 900	15/16	5/8-11, 5/8-18	3/4	1.089	75.0
Open End Standard diameter washer base  Full diameter washer base	296 300	5/16	6-32, 8-32, 10-24, 10-32	1/4	.367	4.5
	296 400	3/8	1/4-20, 10-24, 10-32	9/32	.440	6.0
	296 500	7/16	1/4-20, 5/16-18	21/64	.512	8.5
	296 600	9/16	5/16-18	3/8	.657	16.5
	296 700	5/8	3/8-16	27/64	.729	22.0

Non Washer Base	Dynacast Part Number	Hex Size	Thread Sizes	Overall Height	Approximate Ship Weight Lbs/M
Regular Closed End 	292 200	1/4	4-36, 4-40, 6-32, 5-40	1/4	2.5
	292 300	5/16	6-32, 8-32, 10-24, 10-32, 12-24	9/32	3.4
	292 400	3/8	1/4-20, 10-24, 10-32, 12-24	11/32	6.0
	292 500	7/16	1/4-20, 5/16-18	3/8	8.0
	292 600	9/16	5/16-18, 15/16-24, 3/8-16, 3/8-24	7/16	15.0
	292 700	5/8	3/8-16, 3/8-24, 7/16-14, 7/16-20	1/2	20.0
	292 800	3/4	7/16-14, 7/16-20, 1/2-13, 1/2-20	9/16	30.0
Regular Open End 	299 300	5/16	6-32, 8-32, 10-24, 10-32	1/4	3.0
	299 400	3/8	1/4-20, 10-24, 10-32	9/32	5.0
	299 500	7/16	1/4-20, 5/16-18	21/64	7.0
	299 600	9/16	5/16-18, 3/8-16	3/8	14.0
	299 700	5/8	3/8-16, 7/16-14	27/64	20.0
299 800	3/4	7/16-14, 1/2-13	15/32	25.0	
High Closed End 	293 300	5/16	6-32, 8-32, 10-24, 10-32	11/32	4.5
	293 400	3/8	1/4-20, 10-24, 10-32	27/64	8.0
	293 500	7/16	1/4-20, 5/16-18	15/32	10.5
	293 600	9/16	5/16-18, 3/8-16	35/64	21.5
	293 700	5/8	3/8-16, 7/16-20	23/32	30.0