




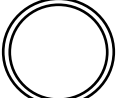

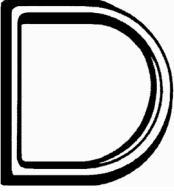
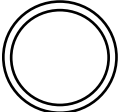
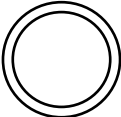

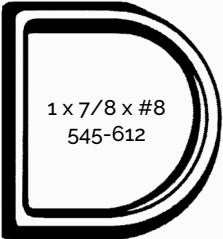
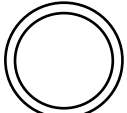

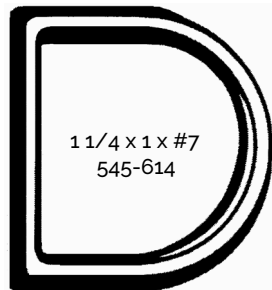



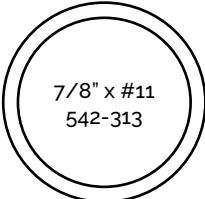
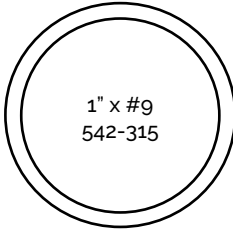
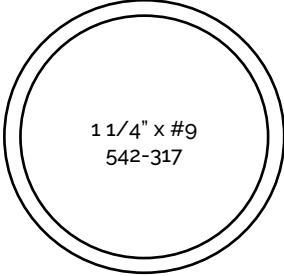
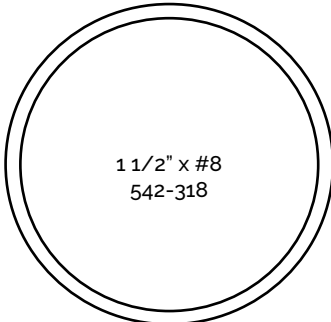


O & D RINGS

Technical specifications
based on zinc

O-RINGS	SIZE (ID x GAUGE) A.S.&W) PART NO.	D-RINGS	SIZE PART NO.
 1/4" x #16 611-502	 3/8" x #18 542-808	 3/8 x 7/16 x #14 545-602	
 3/8" x #13 542-302	 1/2" x #18 542-810	 5/8 x 5/8 x #11 545-606	
 1/2" x #13 542-303	 1/2" x #12 542-304	 7/8 x 3/4 x #8 545-610	
 1/2" x #11 542-305	 5/8" x #18 542-812	 1 1/4 x 1 x #7 545-614	
 5/8" x #12 542-309	 3/4" x #12 542-310		
	 3/4" x #11 542-311		
	 7/8" x #11 542-313		
	 1" x #9 542-315		
	 1 1/4" x #9 542-317		
	 1 1/2" x #8 542-318		

All rings available in the
following finishes:
Brass - Nickel - Zinc - Black

All illustrations shown
approximate actual size.